






























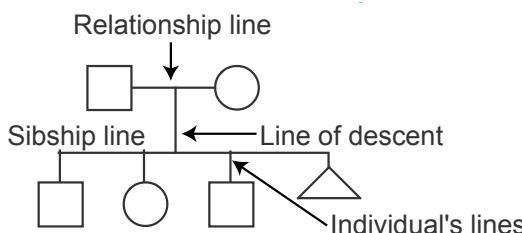
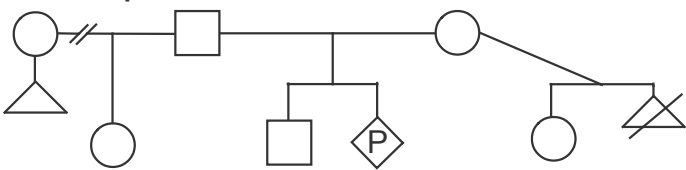
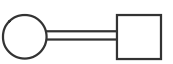


Standard Pedigree Symbols

	Male	Female	Sex Unknown	Comments
Individual	 b.1925	 30y	 4 mo	Assign gender by phenotype.
Affected individual				Key/legend used to define shading or other fill (e.g., hatches, dots, etc.).
				With >2 conditions, the individual's symbol should be partitioned accordingly, each segment shaded with a different fill and defined in legend.
Multiple individuals, number known				Number of siblings written inside symbol. (Affected individuals should not be grouped.)
Multiple individuals, number unknown				"n" used in place of "?" mark.
Deceased individual	 d.35 y	 d.4 mo		If known, write "d." with age at death beside symbol.
Stillbirth (SB)	 SB 28 wk	 SB 30 wk	 SB 34 wk	Birth of a dead child with gestational age noted.
Pregnancy (P)	 LMP:7/1/94	 20 wk		Gestational age and karyotype (if known) below symbol. Light shading can be used for affected and defined in key/legend.
Proband				First affected family member coming to medical attention.
Consultand				Individual(s) seeking genetic counseling/testing.
Miscarriage				
Elective AB				

<p>Definitions</p> 	<p>Comments</p> <p>If possible, male partner should be to left of female partner on relationship line.</p> <p>Siblings should be listed from left to right in birth order (oldest to youngest)</p> <p>For pregnancies not carried to term (SABs and TOPs), the individual's line is shortened.</p>
<p>Relationships</p>  <p><i>A break in a relationship line indicates the relationship no longer exists.</i></p>	<p>A break in a relationship line indicates the relationship no longer exists. Multiple previous partners do not need to be shown if they do not affect genetic assessment.</p>
<p>Consanguinity</p>  <p><i>If degree of relationship is not obvious from pedigree, it should be stated (e.g., third cousins) above relationship line.</i></p>	